

Expanding and Supporting the Behavioral Health Workforce

Friday, April 25th

1:30-3:00pm

jacksoncareconnect.org



Housekeeping

Take care of yourself today.



BATHROOM
LOCATION



COFFEE
TEA/WATER




BREAKS AND
SELF-CARE



CEU'S

Session Invitations

- ✓ Participate at your own comfort level
- ✓ Be in a learning mindset
- ✓ Be present for these 90 minutes with minimal distractions
- ✓ Be courteous of any interpretation services



Welcome Community!

Tell us

- What drew you to this session?
- What would you like to leave with?
- Why is the expanding or supporting the behavioral health workforce important to you?



Expanding and supporting the behavioral health workforce

Exploring local efforts to build a pipeline between educators and the behavioral health community that retains our workforce and provides continuing educational supports

The Pathfinder Network

- Kane Cottle

La Clinica -The Learning Well

- Grace Enriquez

Reclaiming Lives-Recovery Cafe

- Stephanie Mendenhall

Ashland Community Health Foundation

- Stephanie Roland

Southern Oregon University - BH Initiative

- Robin Sansing

OnTrack On-Pace

- Katrin Yount

Learning Objectives

1. Gain insight into the pipeline in Jackson County that connects educators and the behavioral health workforce, and how to become a part of this pipeline.
2. Explore where supporting the existing workforce by offering skill development and career advancement fits into a workforce pipeline, and how this support contributes to a healthy workforce



JACKSON CARE
CONNECT
SPRING
CONFERENCE
2025





Who we are

- Support health and wellness initiatives that increase and expand access to care
- Primary geographic area: Ashland, Talent, & Phoenix
- Health care workforce development

CareOregon & Jackson Care Connect

Health Care Work Force Training for Behavioral Health




FACULTY
DEVELOPMENT



PAID
INTERNSHIPS



SCHOLARSHIPS



ENDOWMENT

Faculty Development




Paid Internships



Scholarships



Clinical Mental Health
Counseling Students



Continuing
Education/Certifications for
Peer Support Specialists

Endowment





THANK
YOU!



The background features a light gray background with several stylized hands in various shades of gray reaching upwards. Interspersed among the hands are several interlocking gears. Some gears are a solid light gray, while others have a red-to-orange gradient. The overall theme suggests teamwork, interconnectedness, and progress.

BEHAVIORAL HEALTH INITIATIVE

SO | **Southern** OREGON
U **UNIVERSITY**

ROBIN SANSING, MSW, LCSW
Behavioral Health Initiative Director

Agenda

- BHI Backstory
- Core Work Areas
- BHI in Action
- Barriers and Gaps
- Opportunities for Collaboration
- Closing

Our History



The Southern Oregon Behavioral Health Initiative (SOBHI) was established in response to Oregon's behavioral health crisis driven by workforce shortages, rising rates of substance abuse, housing instability, and other social determinants of health.

As part of a legislative initiative, Southern Oregon University (SOU) received \$667,000, to expanding behavioral health education, training, and workforce pipeline programs.

SOU President Rick Bailey emphasized that this funding would play a key role in addressing the regional and statewide demand for qualified behavioral health professionals.

Core Areas of Work

CREATE

Workforce Development

- Enhance BH education including expanding learning experiences
- Fostering experiential learning
- Prepare students and professionals to meet the evolving needs of the field.

→ MSW program
→ Paid internships
→ New certificates

CULTIVATE

Community Engagement

- Build collaborative networks that bridge the gap between campus and community.
- Strengthen the collective capacity to address pressing behavioral health needs.
 - BHEACON consortium
 - Professional development
 - Campus BH dialogues

CATALYZE

Advocacy & Innovation

- Drive systemic change by combining advocacy with innovative approaches.
- Policy engagement at local, regional, and state levels to shape strategies that improve behavioral health outcomes.
 - Policy briefings/testimony
 - Support data-informed policy

07



BHI In Action

Creating a Culture of Care: A Transformative Campus Dialogue

On 2/10/25, more than 40 students, faculty, staff, and administrators came together to build connection and discuss pressing behavioral health challenges impacting their lives and communities.

The dialogue provided a safe and inclusive space to explore critical topics including gender-affirming care, neurodiversity, and substance use prevention.

As a result of this event, additional dialogues are being planned to dive deeper into these topics, ensuring that the principles of care and well-being continue to grow within the university community.

Looking at **Barriers and Gaps**

- Challenges with getting an MSW program up and running – looking at possible BSW pathways
- Funding limitations for internships and stipends
- Finding meaningful ways for partners to really address the wicked problem of BH shortages
- Unpacking ways that SOU can truly be responsive to the needs of the community



-
- Call for preceptors, supervisors, internship hosts
 - Interest in co-developing continuing education and micro credentials
 - Seeking partners for applied research, data collection and pilot initiatives

Join us in strengthening the pipeline!



Opportunities
for
Collaboration

Community Partners

Community Partners

Rogue Valley Manor

Oregon Employment Department

Rogue Community College

OnTrack

Family Services

Jackson County Sheriff

Options Kairos

Columbia Care

La Clinica

Phoenix-Talent Schools

Oregon Department of Human Services

Rogue Community Health

Medford School District OHRA

Luce Health

Jackson Care Connect

Community Works

Care Oregon

All Care

Addictions Recovery Center

Asante

Rogue Regional Health

Southern Oregon ESD Rogue Workforce

The Pathfinder Network

Ruby Ridge Ranch Phoenix Counseling

Reclaiming 5

Oregon Health Authority

Oregon State University

Valley Immediate Care

Rogue Valley Mentoring

The background features a dark gray field with several black silhouettes of hands reaching upwards. Interspersed among the hands are various sized gears, some in a dark gray and others in a reddish-brown color. The overall theme suggests teamwork, industry, and progress.

Thank YOU for all you do!

Let's connect - Find me on LinkedIn

Or

Email: Robin.Sansing@sou.edu

Phone: (541) 552-8868

Panel Q & A

**The Pathfinder
Network**

- Kane Cottle

**La Clinica -The
Learning Well**

- Grace Enriquez

**Reclaiming Lives-
Recovery Cafe**

- Stephanie
Mendenhall

**Ashland Community
Foundation**

- Stephanie Roland

**Southern Oregon
University - BH
Initiative**

- Robin Sansing

OnTrack On-Pace

- Katrin Young

Connect Learning to ACTION & APPLICATION

1. An action you want to take.
2. A connection you will follow-up on
3. A resource you will bring to your community.



Thank you!

April's contact info

deaglea@careoregon.org



- ❑ Looking for CEUs? Visit the registration area and pick up a form to submit
- ❑ Check out: **Rogue Food Unites** pop-up farmer's market
- ❑ Share your feedback about the conference use the QR code on the agenda.